

Dove Fields - Corn or Grain Sorghum (Code #W12)

Soil Test Rating	Potassium			
	Low K Coast: 0-60 lbs/A Pied: 0-100 lbs/A	Medium K Coast: 61-150 lbs/A Pied: 101-200 lbs/A	High K Coast: 151-250 lbs/A Pied: 201-350 lbs/A	Very High K Coast: 250+ lbs/A Pied: 350+ lbs/A
Phosphorus	<i>Recommended Pounds N-P₂O₅-K₂O per Acre</i>			
Low P Coast: 0-30 lbs/A Pied: 0-20 lbs/A	100-80-80	100-80-40	100-80-20	100-80-0
Medium P Coast: 31-60 lbs/A Pied: 21-40 lbs/A	100-45-80	100-45-40	100-45-20	100-45-0
High P Coast: 61-100 lbs/A Pied: 41-75 lbs/A	100-20-80	100-20-40	100-20-20	100-20-0
Very High P Coast: 100+ lbs/A Pied: 75+ lbs/A	100-0-80	100-0-40	100-0-20	100-0-0

Coast = Coastal Plain Pied = Piedmont, Mountain, and Limestone Valley

Recommendations:

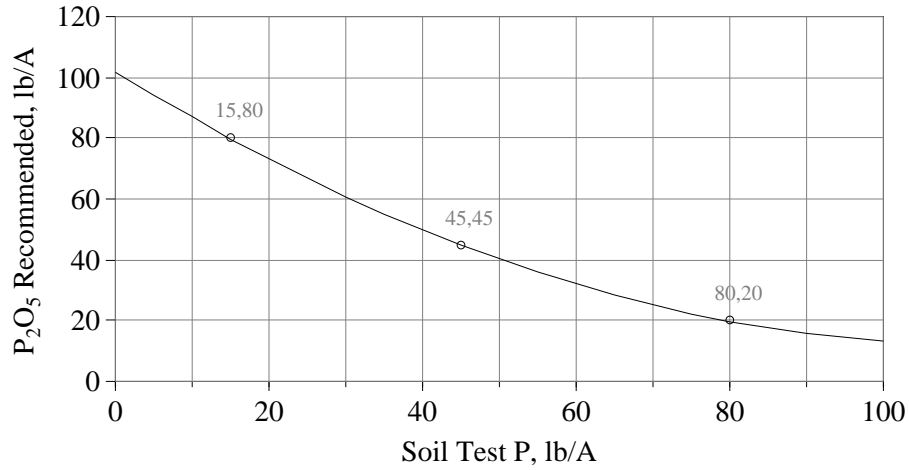
Recommended pH:	6.0. If the pH is less than 6.0, see Lime Table C.								
Nitrogen:	100 pounds nitrogen (N) per acre								
Magnesium:	If soil test Mg level is low and lime is recommended, use dolomitic limestone. <table border="1" style="margin-left: 40px;"> <tr> <td>Coastal Plain</td> <td>Low: 0 - 30 lbs/acre</td> <td>Medium: 31 - 60 lbs/acre</td> <td>High: >60 lbs/acre</td> </tr> <tr> <td>Piedmont</td> <td>Low: 0 - 60 lbs/acre</td> <td>Medium: 61 - 120 lbs/acre</td> <td>High: >120 lbs/acre</td> </tr> </table>	Coastal Plain	Low: 0 - 30 lbs/acre	Medium: 31 - 60 lbs/acre	High: >60 lbs/acre	Piedmont	Low: 0 - 60 lbs/acre	Medium: 61 - 120 lbs/acre	High: >120 lbs/acre
Coastal Plain	Low: 0 - 30 lbs/acre	Medium: 31 - 60 lbs/acre	High: >60 lbs/acre						
Piedmont	Low: 0 - 60 lbs/acre	Medium: 61 - 120 lbs/acre	High: >120 lbs/acre						

Dove Fields - Corn or Grain Sorghum (Code W12)

XIV - 2A

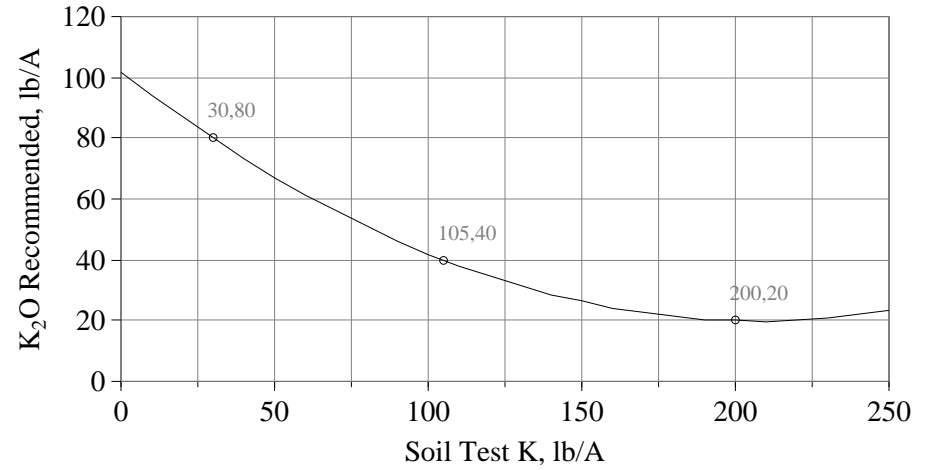
P Recommendations, Coastal Plain

$$P_2O_5 = 102 - 1.584P + 0.00696P^2$$



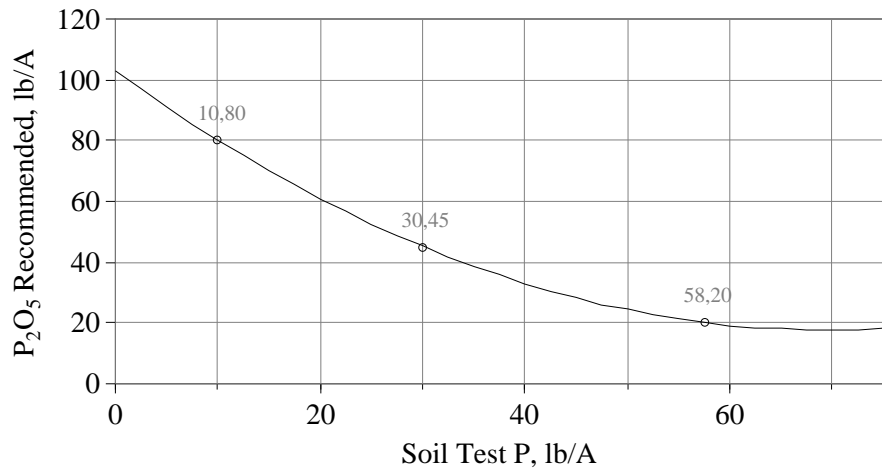
K Recommendations, Coastal Plain

$$K_2O = 102 - 0.790K + 0.00190K^2$$



P Recommendations, Piedmont

$$P_2O_5 = 103 - 2.458P + 0.01770P^2$$



K Recommendations, Piedmont

$$K_2O = 108 - 0.614K + 0.00107K^2$$

