

Corn (for Grain) Irrigated 300 bu/a (Code #C03)

Soil Test Rating	Potassium			
	Low K	Medium K	High K	Very High K
	Coast: 0-60 lbs/A Pied: 0-100 lbs/A	Coast: 61-150 lbs/A Pied: 101-200 lbs/A	Coast: 151-250 lbs/A Pied: 201-350 lbs/A	Coast: 250+ lbs/A Pied: 350+ lbs/A
Phosphorus	<i>Recommended Pounds N-P₂O₅-K₂O per Acre</i>			
Low P Coast: 0-30 lbs/A Pied: 0-20 lbs/A	360-200-280	360-200-240	360-200-220	360-200-0
Medium P Coast: 31-60 lbs/A Pied: 21-40 lbs/A	360-130-280	360-130-240	360-130-220	360-130-0
High P Coast: 61-100 lbs/A Pied: 41-75 lbs/A	360-75-280	360-75-240	360-75-220	360-75-0
Very High P Coast: 100+ lbs/A Pied: 75+ lbs/A	360-0-280	360-0-240	360-0-220	360-0-0

Coast = Coastal Plain Pied = Piedmont, Mountain, and Limestone Valley

Recommendations:

Recommended pH:	6.0. If the pH is less than 6.0, see Lime Table C.								
Nitrogen:	360 pounds nitrogen (N) per acre								
Magnesium:	If soil test Mg level is low and lime is recommended, use dolomitic limestone; if soil test Mg is low and lime is not recommended, apply 25 pounds of Mg/Acre. <table border="1" style="margin-left: auto; margin-right: auto; border-collapse: collapse;"> <tr> <td style="padding: 2px;">Coastal Plain</td> <td style="padding: 2px;">Low: 0 - 30 lbs/acre</td> <td style="padding: 2px;">Medium: 31 - 60 lbs/acre</td> <td style="padding: 2px;">High: >60 lbs/acre</td> </tr> <tr> <td style="padding: 2px;">Piedmont</td> <td style="padding: 2px;">Low: 0 - 60 lbs/acre</td> <td style="padding: 2px;">Medium: 61 - 120 lbs/acre</td> <td style="padding: 2px;">High: >120 lbs/acre</td> </tr> </table>	Coastal Plain	Low: 0 - 30 lbs/acre	Medium: 31 - 60 lbs/acre	High: >60 lbs/acre	Piedmont	Low: 0 - 60 lbs/acre	Medium: 61 - 120 lbs/acre	High: >120 lbs/acre
Coastal Plain	Low: 0 - 30 lbs/acre	Medium: 31 - 60 lbs/acre	High: >60 lbs/acre						
Piedmont	Low: 0 - 60 lbs/acre	Medium: 61 - 120 lbs/acre	High: >120 lbs/acre						
Zinc:	If the Zn soil test level is low, apply 3 pounds of zinc per acre.								
Other:	See sulfur (S) recommendations below.								

Fact Sheet:

Reduce the nitrogen rate by 20 to 40 pounds per acre following peanuts and soybeans, and by 80 to 100 pounds per acre following alfalfa or a legume winter cover crop that is allowed to bloom.

Split the nitrogen applications, applying one-fourth to one-third of the nitrogen prior to or at planting and the remainder as a sidedress application when the corn is 18 to 24 inches high; or apply the remainder of the nitrogen through the irrigation system in 3 to 4 equal applications at 7 to 10 day intervals, beginning at the 6 leaf stage.

For early planted corn, apply a starter fertilizer at a rate to supply 10 to 20 pounds nitrogen per acre and 30 to 60 pounds phosphate per acre.

The applied fertilizer should contain sufficient sulfur (S) to supply 30 pounds sulfur per acre. Since sulfur is highly leachable, especially on deep sands, application of sulfur with post plant nitrogen applications may improve efficiency.

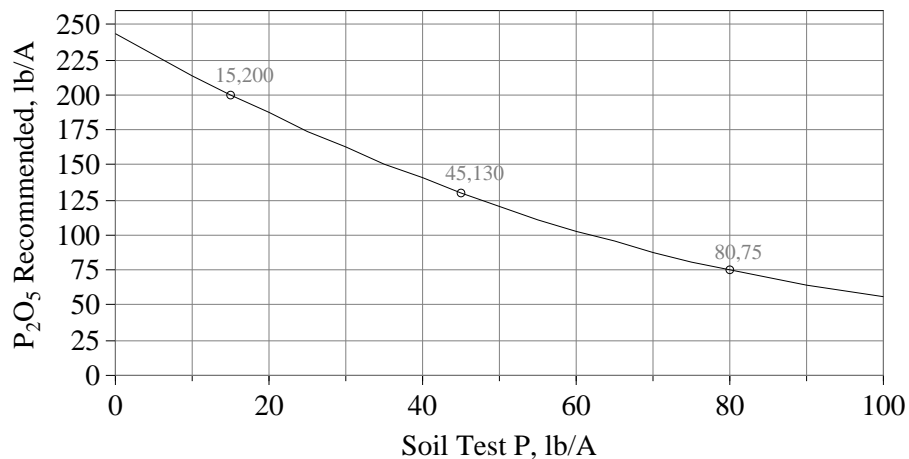
Use plant analysis to monitor the nutrient status of the plants. If any are found to be low they can be applied to the crop as a sidedress, foliar application or through the irrigation system. Contact your local county agent for additional information.

Corn (for Grain) Irrigated 300 bu/a (Code C03)

I - 31B

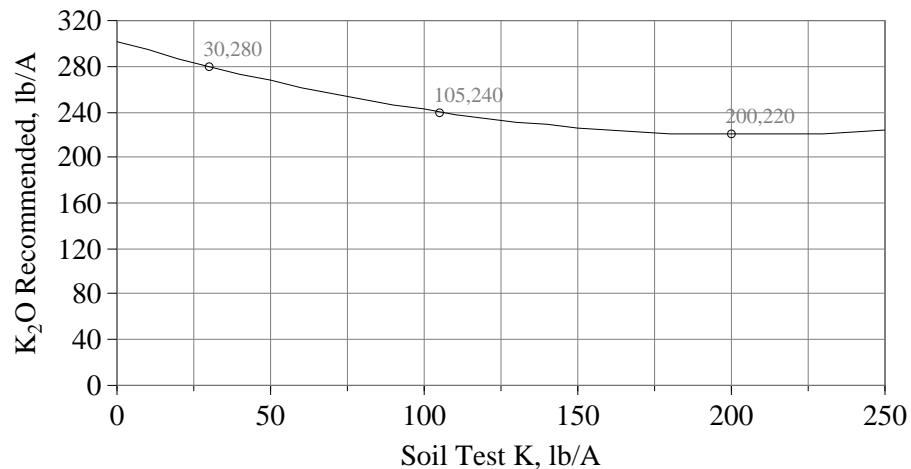
P Recommendations, Coastal Plain

$$P_2O_5 = 243 - 3.037P + 0.01172P^2$$




K Recommendations, Coastal Plain

$$K_2O = 302 - 0.790K + 0.00190K^2$$



P Recommendations, Piedmont

$$P_2O_5 = 244 - 4.763P + 0.03158P^2$$



K Recommendations, Piedmont

$$K_2O = 308 - 0.614K + 0.00107K^2$$

