

Cilantro (Code #184)

Soil Test Rating	Potassium			
	Low K	Medium K	High K	Very High K
	Coast: 0-70 lbs/A Pied: 0-120 lbs/A	Coast: 71-170 lbs/A Pied: 121-250 lbs/A	Coast: 171-275 lbs/A Pied: 251-400 lbs/A	Coast: 275+ lbs/A Pied: 400+ lbs/A
Phosphorus	<i>Recommended Pounds N-P₂O₅-K₂O per Acre</i>			
Low P Coast: 0-30 lbs/A Pied: 0-20 lbs/A	*-120-120	*-120-100	*-120-70	*-120-0
Medium P Coast: 31-60 lbs/A Pied: 21-40 lbs/A	*-100-120	*-100-100	*-100-70	*-100-0
High P Coast: 61-100 lbs/A Pied: 41-75 lbs/A	*-70-120	*-70-100	*-70-70	*-70-0
Very High P Coast: 100+ lbs/A Pied: 75+ lbs/A	*-0-120	*-0-100	*-0-70	*-0-0

Coast = Coastal Plain Pied = Piedmont, Mountain, and Limestone Valley

Recommendations:

Recommended pH:	6.0 to 6.5. If the pH is less than 6.0, see Lime Table B.								
Nitrogen:	Coastal Plain 125 pounds nitrogen (N) per acre. Piedmont, Mountain, Limestone Valley 100 pounds nitrogen (N) per acre.								
Magnesium:	If soil test Mg level is low and lime is recommended, use dolomitic limestone; if soil test Mg is low and lime is not recommended, apply 25 pounds of Mg/Acre. <table border="1" style="margin-left: auto; margin-right: auto;"> <tr> <td>Coastal Plain</td> <td>Low: 0 - 60 lbs/acre</td> <td>Medium: 61 - 120 lbs/acre</td> <td>High: >120 lbs/acre</td> </tr> <tr> <td>Piedmont</td> <td>Low: 0 - 120 lbs/acre</td> <td>Medium: 121 - 240 lbs/acre</td> <td>High: >240 lbs/acre</td> </tr> </table>	Coastal Plain	Low: 0 - 60 lbs/acre	Medium: 61 - 120 lbs/acre	High: >120 lbs/acre	Piedmont	Low: 0 - 120 lbs/acre	Medium: 121 - 240 lbs/acre	High: >240 lbs/acre
Coastal Plain	Low: 0 - 60 lbs/acre	Medium: 61 - 120 lbs/acre	High: >120 lbs/acre						
Piedmont	Low: 0 - 120 lbs/acre	Medium: 121 - 240 lbs/acre	High: >240 lbs/acre						
Zinc:	If the Zn soil test level is low, apply 5 pounds of zinc per acre.								
Sulfur:	Apply 10 pounds of sulfur (S) per acre.								
Boron:	Apply 1 pound of boron (B) per acre.								

Fact Sheet:

Nitrogen (N) rates will vary depending on rainfall, soil type, irrigation, plant population and method and timing of applications.

For early growth stimulation apply a pop-up fertilizer using 100 to 150 pounds of 10-34-0 or similar material per acre. Apply the fertilizer 2 to 3 inches to the side of the seeds or plants and 2 to 3 inches below the seeds or roots.

Sulfate of potash magnesia may be used to supply a portion of the recommended potash (K_2O) and to also supply magnesium (Mg) and sulfur (S).

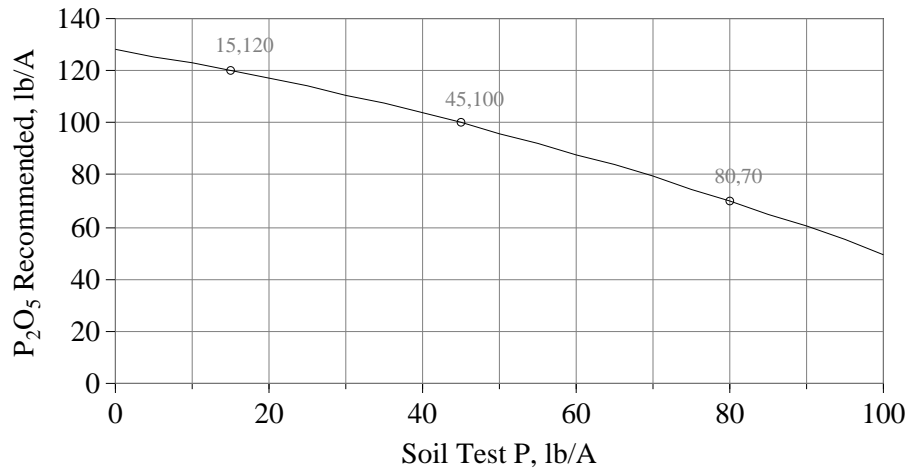
For more efficient use of fertilizer split the applications, applying one-third to one-half down (banded or incorporated in the bed) and the remainder in 1 to 3 applications. If the fertilizer is broadcast, increase the application rates of phosphate (P_2O_5) and potash (K_2O) 1½ to 2 times.

Cilantro (Code 184)

V - 10B

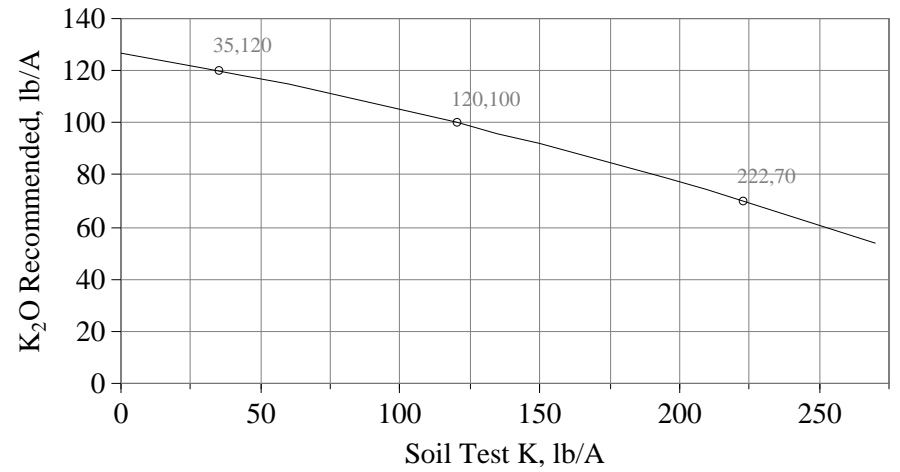
P Recommendations, Coastal Plain

$$P_2O_5 = 128 - 0.491P - 0.00293P^2$$




K Recommendations, Coastal Plain

$$K_2O = 127 - 0.187K - 0.00031K^2$$



P Recommendations, Piedmont

$$P_2O_5 = 129 - 0.924P - 0.00191P^2$$



K Recommendations, Piedmont

$$K_2O = 127 - 0.111K - 0.00020K^2$$

