

Rhubarb (Code #168)

Soil Test Rating	Potassium			
	Low K	Medium K	High K	Very High K
	Coast: 0-70 lbs/A Pied: 0-120 lbs/A	Coast: 71-170 lbs/A Pied: 121-250 lbs/A	Coast: 171-275 lbs/A Pied: 251-400 lbs/A	Coast: 275+ lbs/A Pied: 400+ lbs/A
Phosphorus	<i>Recommended Pounds N-P₂O₅-K₂O per Acre</i>			
Low P Coast: 0-30 lbs/A Pied: 0-20 lbs/A	*-120-120	*-120-90	*-120-60	*-120-45
Medium P Coast: 31-60 lbs/A Pied: 21-40 lbs/A	*-80-120	*-80-90	*-80-60	*-80-45
High P Coast: 61-100 lbs/A Pied: 41-75 lbs/A	*-40-120	*-40-90	*-40-60	*-40-45
Very High P Coast: 100+ lbs/A Pied: 75+ lbs/A	*-0-120	*-0-90	*-0-60	*-0-45

Coast = Coastal Plain Pied = Piedmont, Mountain, and Limestone Valley

Recommendations:

Recommended pH:	6.0 to 6.5. If the pH is less than 6.0, see Lime Table B.								
Nitrogen:	Coastal Plain 90-120 pounds nitrogen (N) per acre. Piedmont, Mountain, Limestone Valley 80-100 pounds nitrogen (N) per acre.								
Magnesium:	If soil test Mg level is low and lime is recommended, use dolomitic limestone; if soil test Mg is low and lime is not recommended, apply 25 pounds of Mg/Acre. <table border="1" style="margin-left: auto; margin-right: auto;"> <tr> <td>Coastal Plain</td> <td>Low: 0 - 60 lbs/acre</td> <td>Medium: 61 - 120 lbs/acre</td> <td>High: >120 lbs/acre</td> </tr> <tr> <td>Piedmont</td> <td>Low: 0 - 120 lbs/acre</td> <td>Medium: 121 - 240 lbs/acre</td> <td>High: >240 lbs/acre</td> </tr> </table>	Coastal Plain	Low: 0 - 60 lbs/acre	Medium: 61 - 120 lbs/acre	High: >120 lbs/acre	Piedmont	Low: 0 - 120 lbs/acre	Medium: 121 - 240 lbs/acre	High: >240 lbs/acre
Coastal Plain	Low: 0 - 60 lbs/acre	Medium: 61 - 120 lbs/acre	High: >120 lbs/acre						
Piedmont	Low: 0 - 120 lbs/acre	Medium: 121 - 240 lbs/acre	High: >240 lbs/acre						
Zinc:	If the Zn soil test level is low, apply 5 pounds of zinc per acre.								
Sulfur:	Apply 10 pounds of sulfur (S) per acre.								
Boron:	Apply 1 pound of boron (B) per acre.								

Fact Sheet:

Nitrogen (N) rates will vary depending on rainfall, soil type, irrigation, plant population and method and timing of applications.

For early growth stimulation apply a pop-up fertilizer using 100 to 150 pounds of 10-34-0 or similar material per acre. Apply the fertilizer 2 to 3 inches to the side of the seeds or plants and 2 to 3 inches below the seeds or roots.

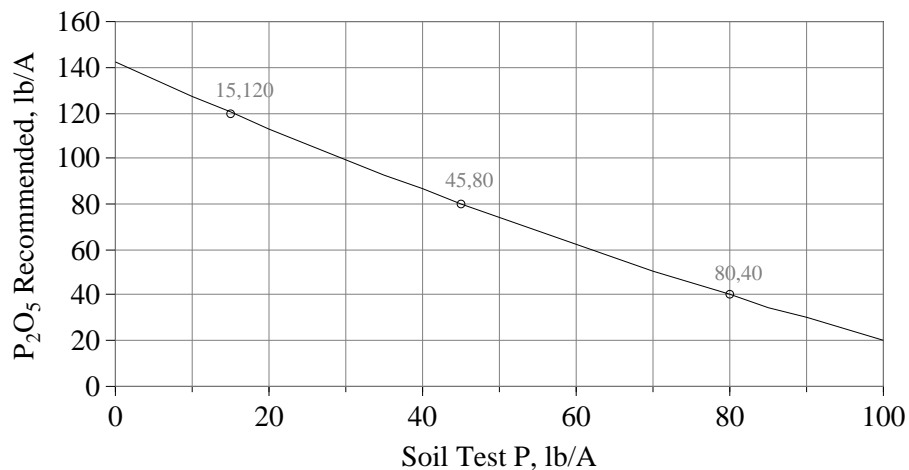
Sulfate of potash magnesia may be used to supply a portion of the recommended potash (K_2O) and to also supply magnesium (Mg) and sulfur (S).

For more efficient use of fertilizer split the applications, applying one-third to one-half down (banded or incorporated in the bed) and the remainder in 1 to 3 applications. If the fertilizer is broadcast, increase the application rates of phosphate (P_2O_5) and potash (K_2O) 1½ to 2 times.

Rhubarb (Code 168)

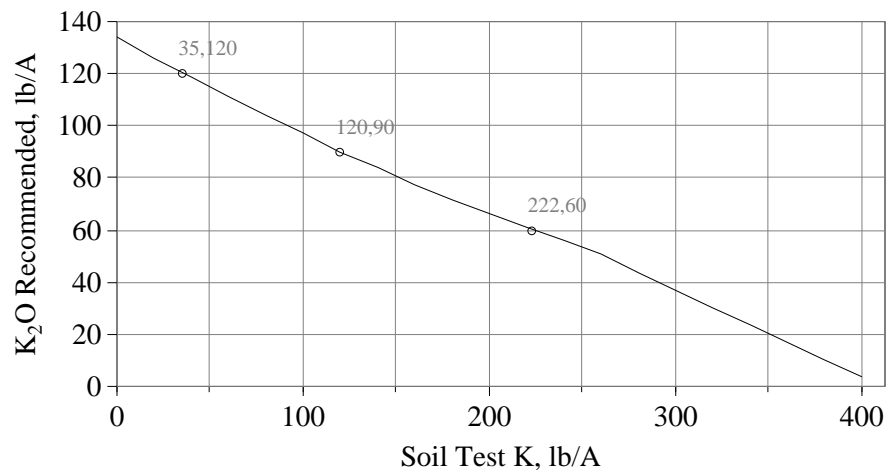
P Recommendations, Coastal Plain

$$P_2O_5 = 142 - 1.509P + 0.00293P^2$$



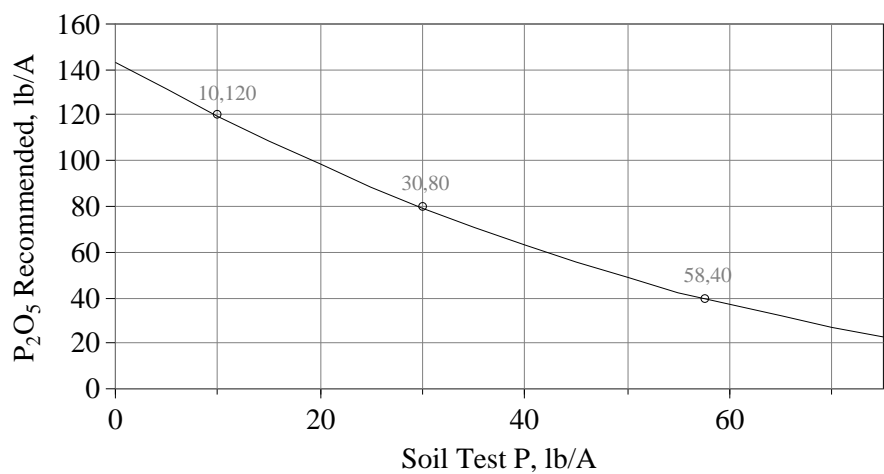
K Recommendations, Coastal Plain

$$\begin{aligned} \text{if } (K < 275) \text{ K}_2\text{O} &= 134 - 0.403K + 0.00032K^2 \\ \text{if } (K \geq 275) \text{ K}_2\text{O} &= 136 - 0.33K \end{aligned}$$



P Recommendations, Piedmont

$$P_2O_5 = 143 - 2.459P + 0.01148P^2$$



K Recommendations, Piedmont

$$\begin{aligned} \text{if } (K < 400) \text{ K}_2\text{O} &= 136 - 0.265K + 0.00010K^2 \\ \text{if } (K \geq 400) \text{ K}_2\text{O} &= 138 - 0.23K \end{aligned}$$

