

**Spinach, fresh market (Code #152)**

Soil Test Rating	Potassium			
	Low K	Medium K	High K	Very High K
	Coast: 0-70 lbs/A Pied: 0-120 lbs/A	Coast: 71-170 lbs/A Pied: 121-250 lbs/A	Coast: 171-275 lbs/A Pied: 251-400 lbs/A	Coast: 275+ lbs/A Pied: 400+ lbs/A
<b>Phosphorus</b>	<i>Recommended Pounds N-P<sub>2</sub>O<sub>5</sub>-K<sub>2</sub>O per Acre</i>			
<b>Low P</b> Coast: 0-30 lbs/A Pied: 0-20 lbs/A	*-200-200	*-200-150	*-200-100	*-200-75
<b>Medium P</b> Coast: 31-60 lbs/A Pied: 21-40 lbs/A	*-150-200	*-150-150	*-150-100	*-150-75
<b>High P</b> Coast: 61-100 lbs/A Pied: 41-75 lbs/A	*-100-200	*-100-150	*-100-100	*-100-75
<b>Very High P</b> Coast: 100+ lbs/A Pied: 75+ lbs/A	*-75-200	*-75-150	*-75-100	*-75-75

Coast = Coastal Plain    Pied = Piedmont, Mountain, and Limestone Valley

**Recommendations:**

Recommended pH:	6.3 to 6.8. If the pH is less than 6.3, see Lime Table B.								
Nitrogen:	Coastal Plain 175-225 pounds nitrogen (N) per acre.  Piedmont, Mountain, Limestone Valley 150-180 pounds nitrogen (N) per acre.								
Magnesium:	If soil test Mg level is low and lime is recommended, use dolomitic limestone; if soil test Mg is low and lime is not recommended, apply 25 pounds of Mg/Acre.  <table border="1" style="margin-left: auto; margin-right: auto;"> <tr> <td>Coastal Plain</td> <td>Low: 0 - 60 lbs/acre</td> <td>Medium: 61 - 120 lbs/acre</td> <td>High: &gt;120 lbs/acre</td> </tr> <tr> <td>Piedmont</td> <td>Low: 0 - 120 lbs/acre</td> <td>Medium: 121 - 240 lbs/acre</td> <td>High: &gt;240 lbs/acre</td> </tr> </table>	Coastal Plain	Low: 0 - 60 lbs/acre	Medium: 61 - 120 lbs/acre	High: >120 lbs/acre	Piedmont	Low: 0 - 120 lbs/acre	Medium: 121 - 240 lbs/acre	High: >240 lbs/acre
Coastal Plain	Low: 0 - 60 lbs/acre	Medium: 61 - 120 lbs/acre	High: >120 lbs/acre						
Piedmont	Low: 0 - 120 lbs/acre	Medium: 121 - 240 lbs/acre	High: >240 lbs/acre						
Zinc:	If the Zn soil test level is low, apply 5 pounds of zinc per acre.								
Sulfur:	Apply 10 pounds of sulfur (S) per acre.								
Boron:	Apply 2 pounds of boron (B) per acre.								
Calcium:	If soil test calcium is less than 800 pounds/acre and pH is 6.5 or greater, apply 1,000 pounds gypsum per acre.								

**Spinach, fresh market (Code #152) continued**

**Fact Sheet:**

Nitrogen (N) rates will vary depending on rainfall, soil type, irrigation, plant population and method and timing of applications.

For transplants, apply a starter solution using 3 pounds of 10-34-0 per 50 gallons of water.

For early growth stimulation apply a pop-up fertilizer using 100 to 150 pounds of 10-34-0 or similar material per acre. Apply the fertilizer 2 to 3 inches to the side of the seeds or plants and 2 to 3 inches below the seeds or roots.

Sulfate of potash magnesia may be used to supply a portion of the recommended potash ( $K_2O$ ) and to also supply magnesium (Mg) and sulfur (S).

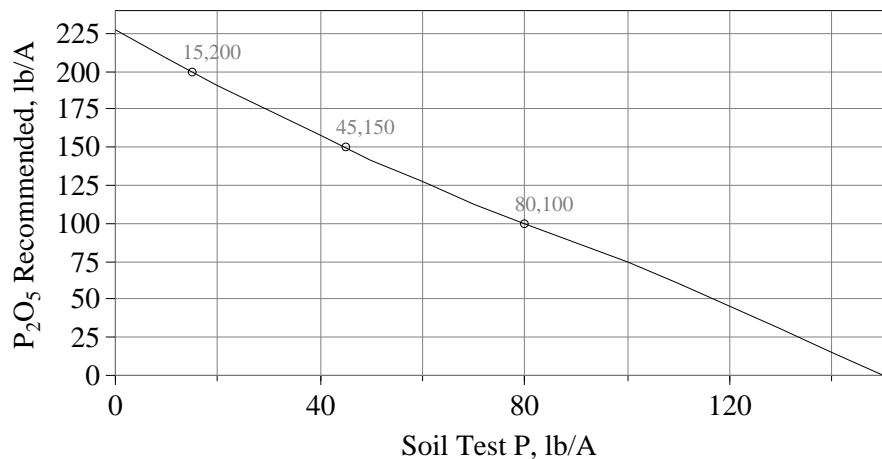
For more efficient use of fertilizer split the applications, applying one-third to one-half down (banded or incorporated in the bed) and the remainder in 1 to 3 applications. If the fertilizer is broadcast, increase the application rates of phosphate ( $P_2O_5$ ) and potash ( $K_2O$ ) 1½ to 2 times.

### Spinach, fresh market (Code 152)

V - 35B

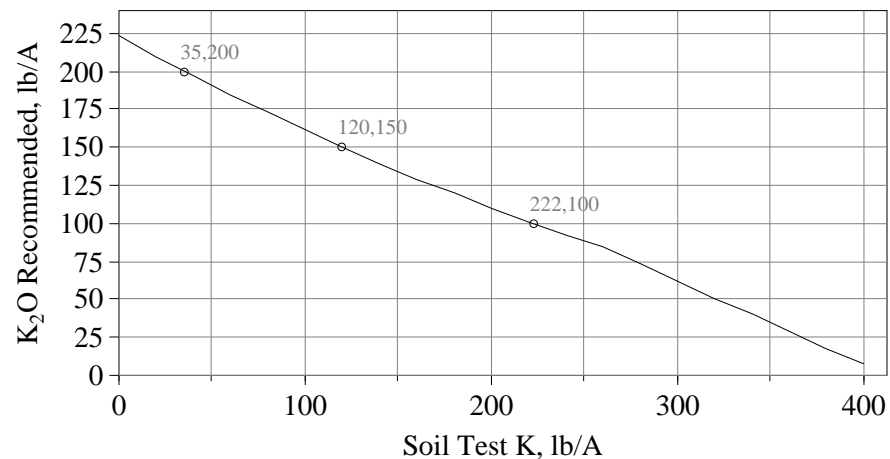
#### P Recommendations, Coastal Plain

if (P < 100)  $P_2O_5 = 227 - 1.886P + 0.00366P^2$   
 if (P ≥ 100)  $P_2O_5 = 225 - 1.50P$




#### K Recommendations, Coastal Plain

if (K < 275)  $K_2O = 223 - 0.672K + 0.00054K^2$   
 if (K ≥ 275)  $K_2O = 227 - 0.55K$



#### P Recommendations, Piedmont

if (P < 75)  $P_2O_5 = 229 - 3.074P + 0.01435P^2$   
 if (P ≥ 75)  $P_2O_5 = 225 - 2.00P$



#### K Recommendations, Piedmont

if (K < 400)  $K_2O = 226 - 0.439K + 0.00016K^2$   
 if (K ≥ 400)  $K_2O = 228 - 0.38K$

