

**Carrots (Code #145)**

Soil Test Rating	Potassium			
	Low K	Medium K	High K	Very High K
	Coast: 0-70 lbs/A Pied: 0-120 lbs/A	Coast: 71-170 lbs/A Pied: 121-250 lbs/A	Coast: 171-275 lbs/A Pied: 251-400 lbs/A	Coast: 275+ lbs/A Pied: 400+ lbs/A
<b>Phosphorus</b>	<i>Recommended Pounds N-P<sub>2</sub>O<sub>5</sub>-K<sub>2</sub>O per Acre</i>			
<b>Low P</b>  Coast: 0-30 lbs/A Pied: 0-20 lbs/A	*-180-180	*-180-120	*-180-60	*-180-0
<b>Medium P</b>  Coast: 31-60 lbs/A Pied: 21-40 lbs/A	*-120-180	*-120-120	*-120-60	*-120-0
<b>High P</b>  Coast: 61-100 lbs/A Pied: 41-75 lbs/A	*-60-180	*-60-120	*-60-60	*-60-0
<b>Very High P</b>  Coast: 100+ lbs/A Pied: 75+ lbs/A	*-30-180	*-30-120	*-30-60	*-30-0

Coast = Coastal Plain    Pied = Piedmont, Mountain, and Limestone Valley

**Recommendations:**

Recommended pH:	6.0 to 6.5. If the pH is less than 6.0, see Lime Table B.								
Nitrogen:	Coastal Plain 100-130 pounds nitrogen (N) per acre.  Piedmont, Mountain, Limestone Valley 90-110 pounds nitrogen (N) per acre.								
Magnesium:	If soil test Mg level is low and lime is recommended, use dolomitic limestone; if soil test Mg is low and lime is not recommended, apply 25 pounds of Mg/Acre.  <table border="1" style="margin-left: auto; margin-right: auto;"> <tr> <td>Coastal Plain</td> <td>Low: 0 - 60 lbs/acre</td> <td>Medium: 61 - 120 lbs/acre</td> <td>High: &gt;120 lbs/acre</td> </tr> <tr> <td>Piedmont</td> <td>Low: 0 - 120 lbs/acre</td> <td>Medium: 121 - 240 lbs/acre</td> <td>High: &gt;240 lbs/acre</td> </tr> </table>	Coastal Plain	Low: 0 - 60 lbs/acre	Medium: 61 - 120 lbs/acre	High: >120 lbs/acre	Piedmont	Low: 0 - 120 lbs/acre	Medium: 121 - 240 lbs/acre	High: >240 lbs/acre
Coastal Plain	Low: 0 - 60 lbs/acre	Medium: 61 - 120 lbs/acre	High: >120 lbs/acre						
Piedmont	Low: 0 - 120 lbs/acre	Medium: 121 - 240 lbs/acre	High: >240 lbs/acre						
Zinc:	If the Zn soil test level is low, apply 5 pounds of zinc per acre.								
Sulfur:	Apply 10 pounds of sulfur (S) per acre.								
Boron:	Apply 1 pound of boron (B) per acre.								

**Fact Sheet:**

Nitrogen (N) rates will vary depending on rainfall, soil type, irrigation, plant population and method and timing of applications.

For early growth stimulation apply a pop-up fertilizer using 100 to 150 pounds of 10-34-0 or similar material per acre. Apply the fertilizer 2 to 3 inches to the side of the seeds or plants and 2 to 3 inches below the seeds or roots.

Sulfate of potash magnesia may be used to supply a portion of the recommended potash ( $K_2O$ ) and to also supply magnesium (Mg) and sulfur (S).

For more efficient use of fertilizer split the applications, applying one-third to one-half down (banded or incorporated in the bed) and the remainder in 1 to 3 applications. If the fertilizer is broadcast, increase the application rates of phosphate ( $P_2O_5$ ) and potash ( $K_2O$ ) 1½ to 2 times.


## Carrots (Code 145)

V - 7B

### P Recommendations, Coastal Plain

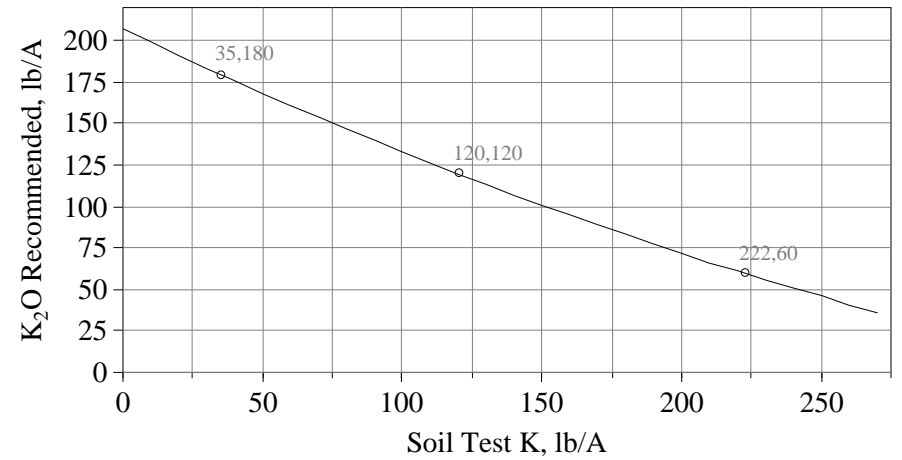
if (P < 100)  $P_2O_5 = 213 - 2.264P + 0.00440P^2$

if (P ≥ 100)  $P_2O_5 = 90 - 0.60P$



### K Recommendations, Coastal Plain


$K_2O = 207 - 0.805K + 0.00064K^2$



### P Recommendations, Piedmont

if (P < 75)  $P_2O_5 = 215 - 3.689P + 0.01722P^2$

if (P ≥ 75)  $P_2O_5 = 90 - 0.80P$



### K Recommendations, Piedmont

$K_2O = 211 - 0.527K + 0.00019K^2$

