

**Peaches (non-bearing) (Code #123)**

Soil Test Rating	Potassium			
	Low K	Medium K	High K	Very High K
	Coast: 0-70 lbs/A Pied: 0-120 lbs/A	Coast: 71-170 lbs/A Pied: 121-250 lbs/A	Coast: 171-275 lbs/A Pied: 251-400 lbs/A	Coast: 275+ lbs/A Pied: 400+ lbs/A
Phosphorus	<i>Recommended Pounds N-P<sub>2</sub>O<sub>5</sub>-K<sub>2</sub>O per Acre</i>			
<b>Low P</b> Coast: 0-30 lbs/A Pied: 0-20 lbs/A	*-60-90	*-60-60	*-60-30	*-60-0
<b>Medium P</b> Coast: 31-60 lbs/A Pied: 21-40 lbs/A	*-30-90	*-30-60	*-30-30	*-30-0
<b>High P</b> Coast: 61-100 lbs/A Pied: 41-75 lbs/A	*-0-90	*-0-60	*-0-30	*-0-0
<b>Very High P</b> Coast: 100+ lbs/A Pied: 75+ lbs/A	*-0-90	*-0-60	*-0-30	*-0-0

Coast = Coastal Plain    Pied = Piedmont, Mountain, and Limestone Valley

**Recommendations:**

Recommended pH:	6.0 to 6.5. See special lime recommendations below.								
Magnesium:	If soil test Mg level is low and lime is recommended, use dolomitic limestone. <table border="1" style="margin-left: 40px;"> <tr> <td>Coastal Plain</td> <td>Low: 0 - 60 lbs/acre</td> <td>Medium: 61 - 120 lbs/acre</td> <td>High: &gt;120 lbs/acre</td> </tr> <tr> <td>Piedmont</td> <td>Low: 0 - 120 lbs/acre</td> <td>Medium: 121 - 240 lbs/acre</td> <td>High: &gt;240 lbs/acre</td> </tr> </table>	Coastal Plain	Low: 0 - 60 lbs/acre	Medium: 61 - 120 lbs/acre	High: >120 lbs/acre	Piedmont	Low: 0 - 120 lbs/acre	Medium: 121 - 240 lbs/acre	High: >240 lbs/acre
Coastal Plain	Low: 0 - 60 lbs/acre	Medium: 61 - 120 lbs/acre	High: >120 lbs/acre						
Piedmont	Low: 0 - 120 lbs/acre	Medium: 121 - 240 lbs/acre	High: >240 lbs/acre						

**Comments:**

**Special Lime Recommendations:**

Proper soil pH (6.0 to 6.5) is one of the keys to increasing tree survival and maximizing production. As lime does not readily move down through undisturbed soil, pre-plant soil preparation is the key to deriving the benefits of liming. Sites should be subsoiled in two directions (cross-checked) and lime should be turned in with deep plowing. Such pre-plant site preparation helps trees develop a large root system throughout the desired planting area.

Pre-plant Liming

<u>Soil pH</u>		<u>Recommendation, tons/A</u>	
<u>Surface</u>	<u>Subsoil</u>	<u>Broadcast and</u>	
<u>(0-6 in)</u>	<u>(8-14 in)</u>	<u>Plowed Deep</u>	<u>Disk In</u>
below 5.5	below 5.5	3	1
5.5-6.0	below 5.5	2	1
5.5-6.0	5.5-6.0	1	1
5.5-6.0	6.0+	0	1
6.0+	below 5.5	2	0
6.0+	5.5-6.0	1	0
6.0+	6.0+	0	0
6.0+ but soil Ca less than 400 lbs/acre		0	1

**Fact Sheet:**

**\*Nitrogen fertilization**

**First-year trees** should be fertilized three times during their first season as follows:

1. **March** - (after ground has been settled by rain) broadcast evenly over a 3-foot diameter circle 1/2 to 1 pound of 10-10-10 per tree. Avoid placing fertilizer near trunk.
2. **Mid to late May** - Broadcast evenly over a 3-foot diameter circle 1 pound of calcium nitrate or 1/2 pound of 34-0-0 or 1/3 pound of 46-0-0 per tree.
3. **Early to mid-July** - Repeat application as made in May. Do not apply after **AUGUST 15** since late application can increase susceptibility to cold injury.

**Second-year trees** should be fertilized three times during the season.

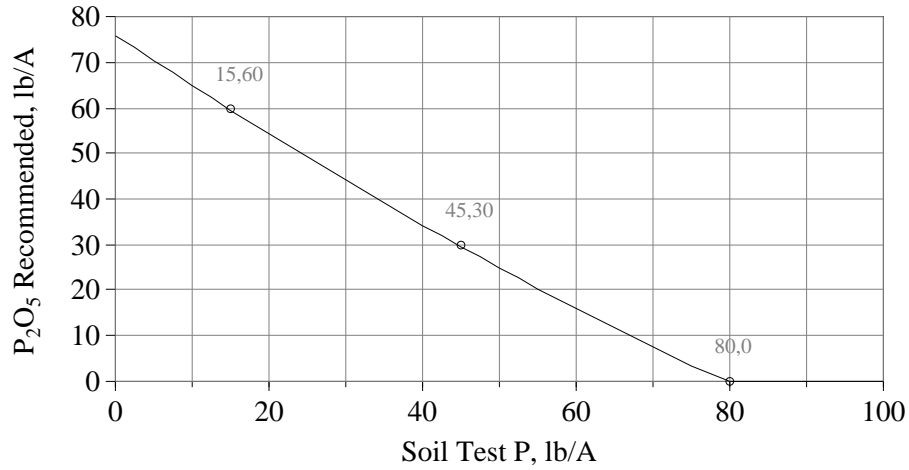
1. **Late-February (month before growth starts)** - Apply 250 pounds of 10-10-10 fertilizer per orchard acre, broadcast evenly in a 5 to 6 feet wide band (2 to 3 feet wide on each side of trees).
2. **Mid-May** - Apply 150 pounds of calcium nitrate or 75 pounds of 34-0-0 or 55 pounds of 46-0-0 per orchard acre in a 5 to 6 feet wide band.
3. **Early to mid-July** - Repeat application as made in May. Do not apply after August 15.

Peaches (non-bearing) (Code 123)

IV - 13B

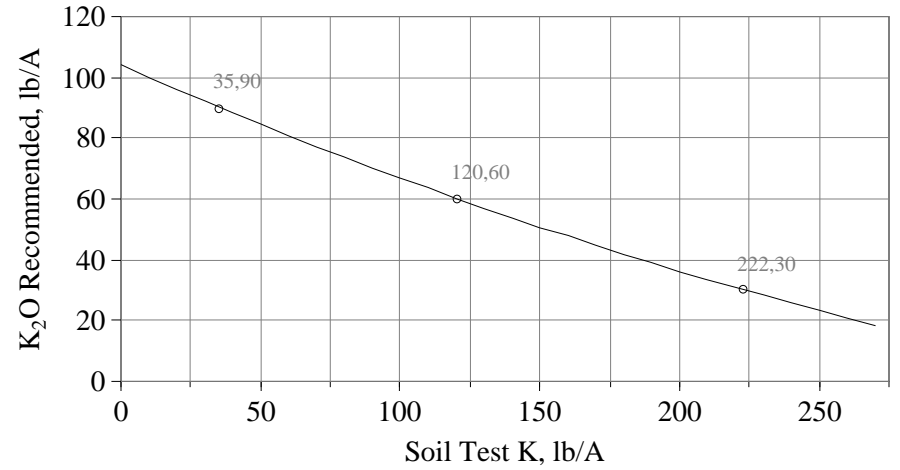
P Recommendations, Coastal Plain

$$P_2O_5 = 76 - 1.132P + 0.00220P^2$$



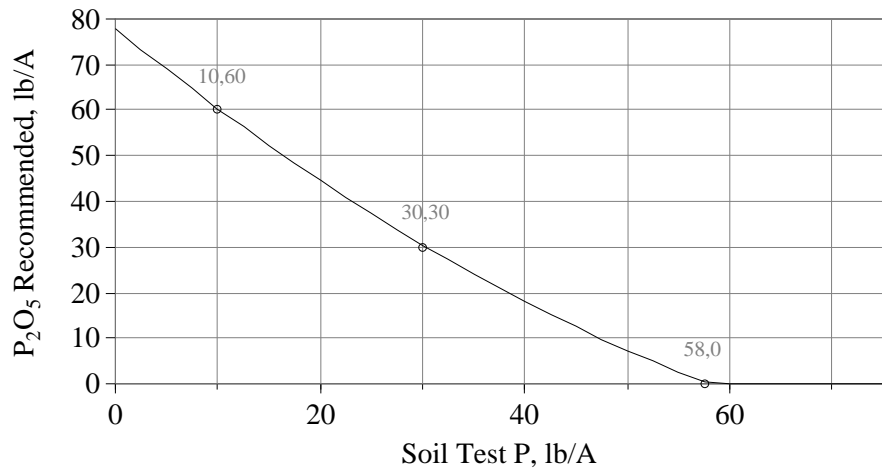
K Recommendations, Coastal Plain

$$K_2O = 104 - 0.403K + 0.00032K^2$$



P Recommendations, Piedmont

$$P_2O_5 = 78 - 1.844P + 0.00861P^2$$



K Recommendations, Piedmont

$$K_2O = 106 - 0.265K + 0.00010K^2$$

