

Nectarines (bearing) (Code #119)

Soil Test Rating	Potassium			
	Low K	Medium K	High K	Very High K
	Coast: 0-70 lbs/A Pied: 0-120 lbs/A	Coast: 71-170 lbs/A Pied: 121-250 lbs/A	Coast: 171-275 lbs/A Pied: 251-400 lbs/A	Coast: 275+ lbs/A Pied: 400+ lbs/A
Phosphorus	<i>Recommended Pounds N-P₂O₅-K₂O per Acre</i>			
Low P Coast: 0-30 lbs/A Pied: 0-20 lbs/A	*-60-90	*-60-60	*-60-30	*-60-0
Medium P Coast: 31-60 lbs/A Pied: 21-40 lbs/A	*-30-90	*-30-60	*-30-30	*-30-0
High P Coast: 61-100 lbs/A Pied: 41-75 lbs/A	*-0-90	*-0-60	*-0-30	*-0-0
Very High P Coast: 100+ lbs/A Pied: 75+ lbs/A	*-0-90	*-0-60	*-0-30	*-0-0

Coast = Coastal Plain Pied = Piedmont, Mountain, and Limestone Valley

Recommendations:

Recommended pH:	6.0 to 6.5. If the pH is less than 6.0, see Lime Table B.								
Magnesium:	If soil test Mg level is low and lime is recommended, use dolomitic limestone.								
	<table border="1"> <tr> <td>Coastal Plain</td> <td>Low: 0 - 60 lbs/acre</td> <td>Medium: 61 - 120 lbs/acre</td> <td>High: >120 lbs/acre</td> </tr> <tr> <td>Piedmont</td> <td>Low: 0 - 120 lbs/acre</td> <td>Medium: 121 - 240 lbs/acre</td> <td>High: >240 lbs/acre</td> </tr> </table>	Coastal Plain	Low: 0 - 60 lbs/acre	Medium: 61 - 120 lbs/acre	High: >120 lbs/acre	Piedmont	Low: 0 - 120 lbs/acre	Medium: 121 - 240 lbs/acre	High: >240 lbs/acre
Coastal Plain	Low: 0 - 60 lbs/acre	Medium: 61 - 120 lbs/acre	High: >120 lbs/acre						
Piedmont	Low: 0 - 120 lbs/acre	Medium: 121 - 240 lbs/acre	High: >240 lbs/acre						

Comments:

If more than two (2) tons limestone per acre is recommended, apply half this year and the other half next year. Avoid, when possible, applying lime when fruit and/or foliage are on the tree. Late fall is the most ideal time to lime. If soil test magnesium is not low and a faster reaction is desired, apply a fast reacting lime source such as hydrated lime. The conversion rate for hydrated lime is as follows:

<u>Lime Recommendation</u>	<u>Alternate Lime Source</u>
<u>Dolomitic Limestone</u>	<u>Hydrated Lime*</u>
tons per acre	tons per acre
1	0.75
2	1.50

*Since hydrated lime is quite fine, it should be applied using an easy flow or similar applicator.

Fact Sheet:

Nitrogen Fertilization

Bearing Trees should be fertilized based on plant analysis, soil test, crop load and visual plant indicators such as terminal shoot growth and leaf color. Rates and timing will vary with variety, soil type, crop load, pruning severity and tree vigor in order to obtain annual terminal shoot growth of 18 to 24 inches with a normal crop load.

As a general guideline, trees should be fertilized as follows:

1. **Late January to mid-February (month before anticipated break)** - Apply 30 pounds of nitrogen per acre in the herbicide band. Early timing is for extreme South Georgia. Rate increases to as much as 60 pounds if there are competing plants in landscape.
2. **Post-harvest (no later than mid-August – Middle Georgia; mid-September – South Georgia)** - Apply 20 to 30 pounds of nitrogen per acre in the herbicide band. Earlier timing is for earlier varieties.

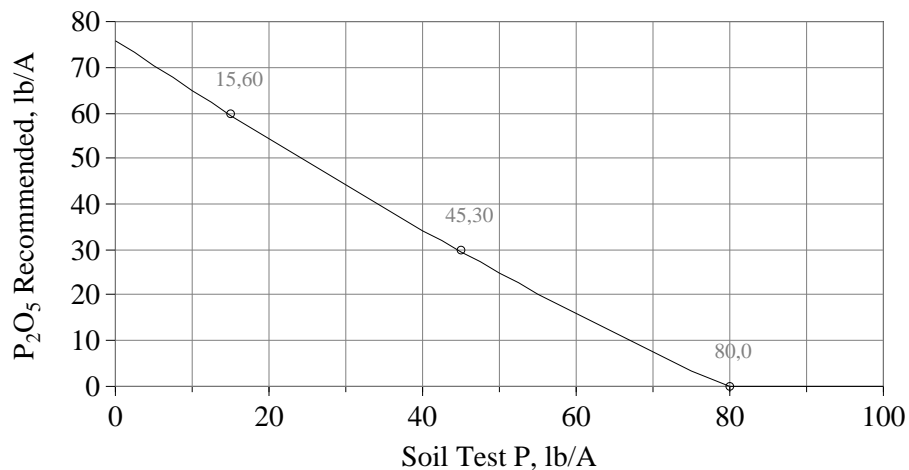
If mid to late season leaf color and shoot growth on bearing trees is poor with leaf nitrogen levels less than 2.75%, apply the post-harvest nitrogen after harvest; but no later than mid-August in Middle Georgia or mid-September in South Georgia.

Nectarines (bearing) (Code 119)

IV - 10B

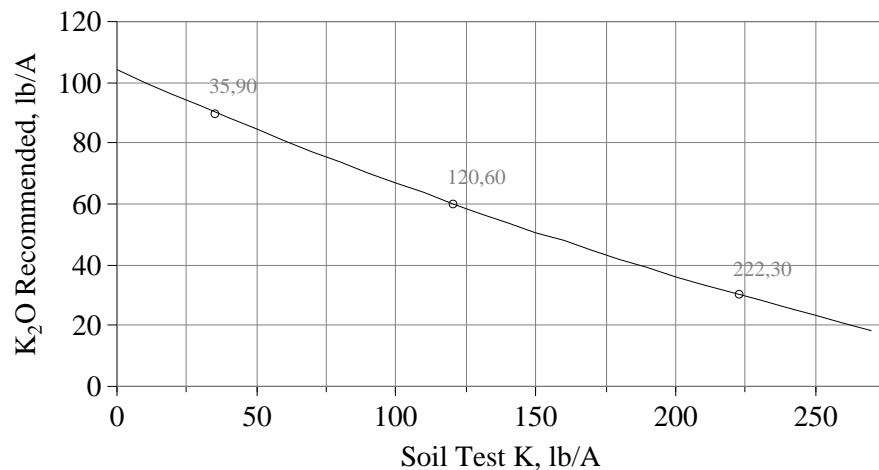
P Recommendations, Coastal Plain

$$P_2O_5 = 76 - 1.132P + 0.00220P^2$$




K Recommendations, Coastal Plain

$$K_2O = 104 - 0.403K + 0.00032K^2$$



P Recommendations, Piedmont

$$P_2O_5 = 78 - 1.844P + 0.00861P^2$$



K Recommendations, Piedmont

$$K_2O = 106 - 0.265K + 0.00010K^2$$

