

Common Bermuda Pasture (Code #045)

Soil Test Rating	Potassium			
	Low K	Medium K	High K	Very High K
	Coast: 0-60 lbs/A Pied: 0-100 lbs/A	Coast: 61-150 lbs/A Pied: 101-200 lbs/A	Coast: 151-250 lbs/A Pied: 201-350 lbs/A	Coast: 250+ lbs/A Pied: 350+ lbs/A
Phosphorus	<i>Recommended Pounds N-P₂O₅-K₂O per Acre</i>			
Low P Coast: 0-30 lbs/A Pied: 0-20 lbs/A	*-80-80	*-80-40	*-80-0	*-80-0
Medium P Coast: 31-60 lbs/A Pied: 21-40 lbs/A	*-40-80	*-40-40	*-40-0	*-40-0
High P Coast: 61-100 lbs/A Pied: 41-75 lbs/A	*-0-80	*-0-40	*-0-0	*-0-0
Very High P Coast: 100+ lbs/A Pied: 75+ lbs/A	*-0-80	*-0-40	*-0-0	*-0-0

Coast = Coastal Plain Pied = Piedmont, Mountain, and Limestone Valley

Recommendations:

Recommended pH:	6.0. If the pH is less than 6.0, see Lime Table C.								
Nitrogen:	75-175 pounds nitrogen (N) per acre								
Magnesium:	If soil test Mg level is low and lime is recommended, use dolomitic limestone; if soil test Mg is low and lime is not recommended, apply 25 pounds of Mg/Acre.								
	<table border="1" style="margin-left: auto; margin-right: auto;"> <tr> <td>Coastal Plain</td> <td>Low: 0 - 30 lbs/acre</td> <td>Medium: 31 - 60 lbs/acre</td> <td>High: >60 lbs/acre</td> </tr> <tr> <td>Piedmont</td> <td>Low: 0 - 60 lbs/acre</td> <td>Medium: 61 - 120 lbs/acre</td> <td>High: >120 lbs/acre</td> </tr> </table>	Coastal Plain	Low: 0 - 30 lbs/acre	Medium: 31 - 60 lbs/acre	High: >60 lbs/acre	Piedmont	Low: 0 - 60 lbs/acre	Medium: 61 - 120 lbs/acre	High: >120 lbs/acre
Coastal Plain	Low: 0 - 30 lbs/acre	Medium: 31 - 60 lbs/acre	High: >60 lbs/acre						
Piedmont	Low: 0 - 60 lbs/acre	Medium: 61 - 120 lbs/acre	High: >120 lbs/acre						

Fact Sheet:

*For pastures not intensively grazed apply 75 to 125 pounds nitrogen per acre. For intensively grazed pastures apply 125 to 175 pounds nitrogen per acre.

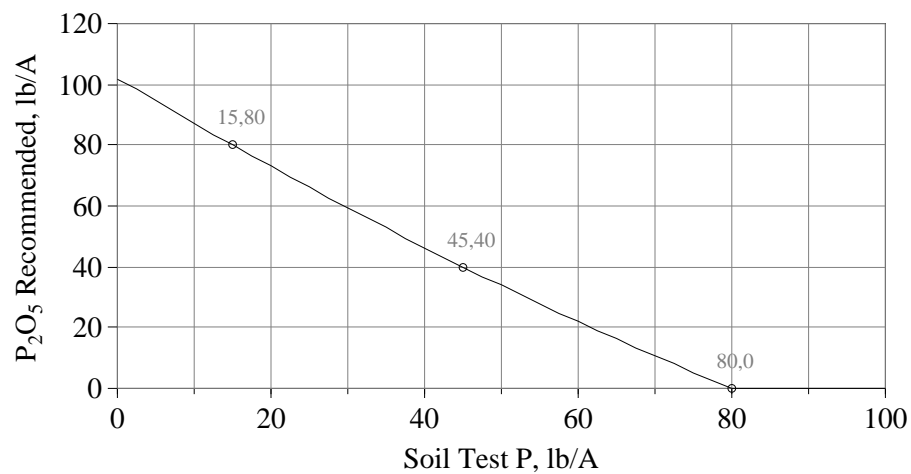
If excess forage is common under grazing conditions, split the pasture in half and apply nitrogen to only one section in early April, and to the remaining apply nitrogen in July or August, dependent upon the amount of forage that will be utilized.

Common Bermuda Pasture (Code 045)

V6 - II

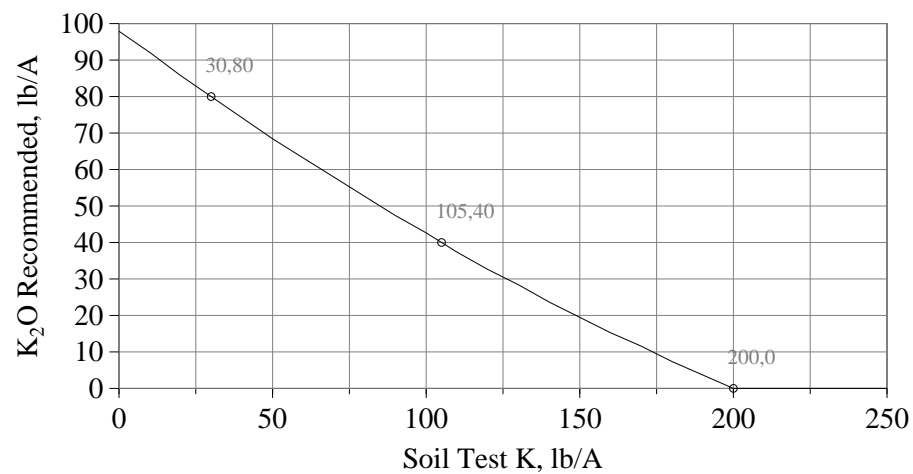
P Recommendations, Coastal Plain

$$P_2O_5 = 102 - 1.509P + 0.00293P^2$$



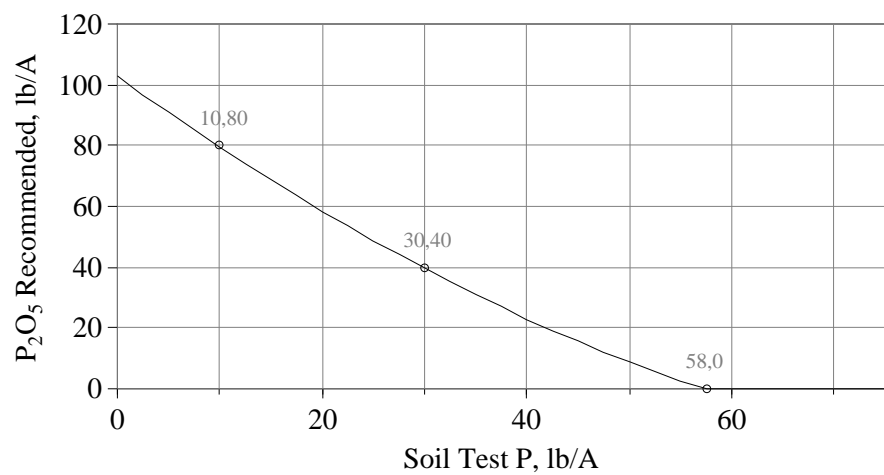
K Recommendations, Coastal Plain

$$K_2O = 98 - 0.622K + 0.00066K^2$$



P Recommendations, Piedmont

$$P_2O_5 = 103 - 2.459P + 0.01148P^2$$



K Recommendations, Piedmont

$$K_2O = 103 - 0.472K + 0.00036K^2$$

