

Orchard Grass Pasture (Code #041)

Soil Test Rating	Potassium			
	Low K	Medium K	High K	Very High K
	Coast: 0-60 lbs/A Pied: 0-100 lbs/A	Coast: 61-150 lbs/A Pied: 101-200 lbs/A	Coast: 151-250 lbs/A Pied: 201-350 lbs/A	Coast: 250+ lbs/A Pied: 350+ lbs/A
Phosphorus	<i>Recommended Pounds N-P₂O₅-K₂O per Acre</i>			
Low P Coast: 0-30 lbs/A Pied: 0-20 lbs/A	*-80-80	*-80-40	*-80-0	*-80-0
Medium P Coast: 31-60 lbs/A Pied: 21-40 lbs/A	*-40-80	*-40-40	*-40-0	*-40-0
High P Coast: 61-100 lbs/A Pied: 41-75 lbs/A	*-0-80	*-0-40	*-0-0	*-0-0
Very High P Coast: 100+ lbs/A Pied: 75+ lbs/A	*-0-80	*-0-40	*-0-0	*-0-0

Coast = Coastal Plain Pied = Piedmont, Mountain, and Limestone Valley

Recommendations:

Recommended pH:	6.0. If the pH is less than 6.0, see Lime Table C.								
Nitrogen:	50-100 pounds nitrogen (N) per acre								
Magnesium:	If soil test Mg level is low and lime is recommended, use dolomitic limestone; if soil test Mg is low and lime is not recommended, apply 25 pounds of Mg/Acre.								
	<table border="1" style="width: 100%; text-align: center;"> <tr> <td>Coastal Plain</td> <td>Low: 0 - 30 lbs/acre</td> <td>Medium: 31 - 60 lbs/acre</td> <td>High: >60 lbs/acre</td> </tr> <tr> <td>Piedmont</td> <td>Low: 0 - 60 lbs/acre</td> <td>Medium: 61 - 120 lbs/acre</td> <td>High: >120 lbs/acre</td> </tr> </table>	Coastal Plain	Low: 0 - 30 lbs/acre	Medium: 31 - 60 lbs/acre	High: >60 lbs/acre	Piedmont	Low: 0 - 60 lbs/acre	Medium: 61 - 120 lbs/acre	High: >120 lbs/acre
Coastal Plain	Low: 0 - 30 lbs/acre	Medium: 31 - 60 lbs/acre	High: >60 lbs/acre						
Piedmont	Low: 0 - 60 lbs/acre	Medium: 61 - 120 lbs/acre	High: >120 lbs/acre						

Fact Sheet:

***For establishment**, apply 20 to 50 pounds nitrogen per acre.

*When grazed adjust nitrogen (N) rate according to stocking rate. If 2 acres per cow, apply 50 pounds nitrogen per acre; 1 acre per cow, increase the rate to 100 pounds nitrogen per acre.

*When harvested for hay as well as grazed, apply 100 pounds nitrogen per acre, applying half in early fall and the remainder in early spring. Increase the potassium application by 20 pounds potash per acre, and apply phosphate (P₂O₅) as recommended.

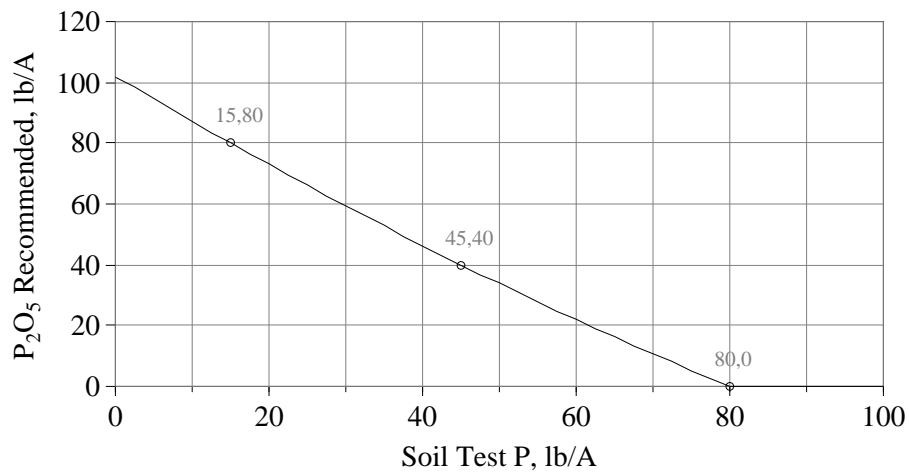
Where grass tetany (magnesium deficiency in animals) may be a problem, split the nitrogen and potash fertilizer applications. If the potassium soil test level is very high do not apply potash fertilizer. If the soil magnesium level is low, magnesium should be added to the animal diet.

Orchard Grass Pasture (Code 041)

II - 21A

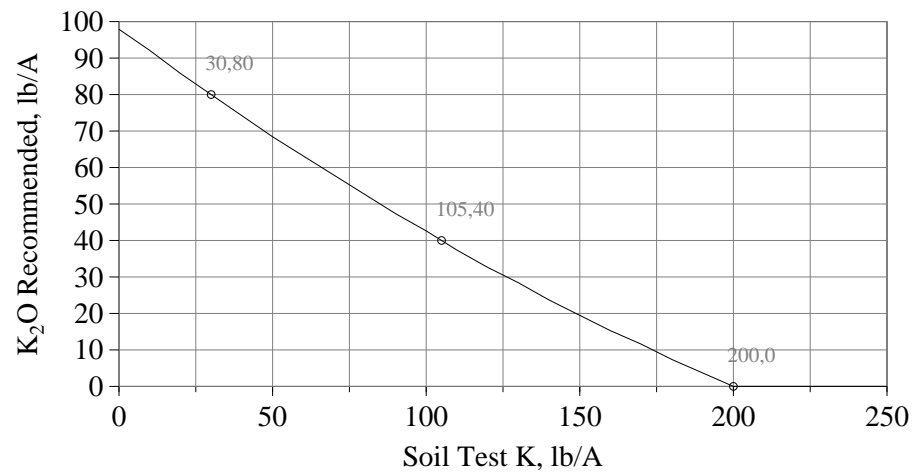
P Recommendations, Coastal Plain

$$P_2O_5 = 102 - 1.509P + 0.00293P^2$$



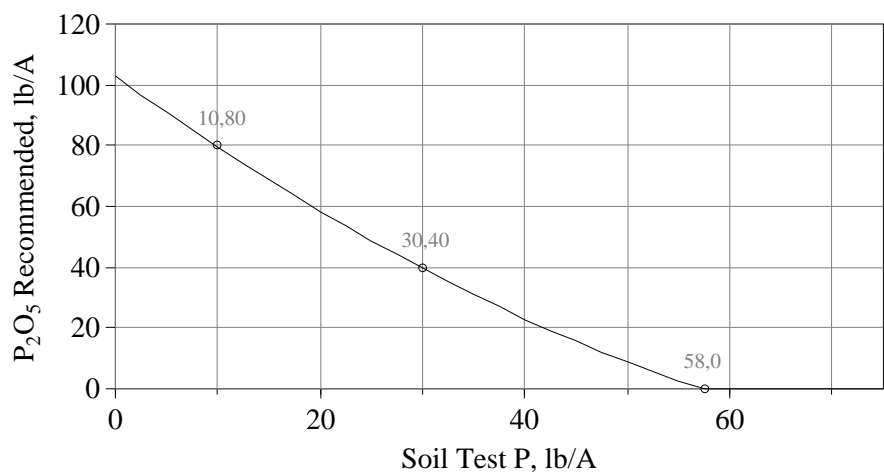
K Recommendations, Coastal Plain

$$K_2O = 98 - 0.622K + 0.00066K^2$$



P Recommendations, Piedmont

$$P_2O_5 = 103 - 2.459P + 0.01148P^2$$



K Recommendations, Piedmont

$$K_2O = 103 - 0.472K + 0.00036K^2$$

