

**Coastal Bermuda-Hay (Code #037)**

Soil Test Rating	Potassium			
	Low K	Medium K	High K	Very High K
	Coast: 0-60 lbs/A Pied: 0-100 lbs/A	Coast: 61-150 lbs/A Pied: 101-200 lbs/A	Coast: 151-250 lbs/A Pied: 201-350 lbs/A	Coast: 250+ lbs/A Pied: 350+ lbs/A
<b>Phosphorus</b>	<i>Recommended Pounds N-P<sub>2</sub>O<sub>5</sub>-K<sub>2</sub>O per Acre</i>			
<b>Low P</b>  Coast: 0-30 lbs/A Pied: 0-20 lbs/A	*-80-250	*-80-200	*-80-150	*-80-0
<b>Medium P</b>  Coast: 31-60 lbs/A Pied: 21-40 lbs/A	*-60-250	*-60-200	*-60-150	*-60-0
<b>High P</b>  Coast: 61-100 lbs/A Pied: 41-75 lbs/A	*-30-250	*-30-200	*-30-150	*-30-0
<b>Very High P</b>  Coast: 100+ lbs/A Pied: 75+ lbs/A	*-0-250	*-0-200	*-0-150	*-0-0

Coast = Coastal Plain    Pied = Piedmont, Mountain, and Limestone Valley

**Recommendations:**

Recommended pH:	6.0. If the pH is less than 6.0, see Lime Table C.								
Nitrogen:	200-400 pounds nitrogen (N) per acre								
Magnesium:	If soil test Mg level is low and lime is recommended, use dolomitic limestone; if soil test Mg is low and lime is not recommended, apply 25 pounds of Mg/Acre.								
	<table border="1"> <tr> <td>Coastal Plain</td> <td>Low: 0 - 30 lbs/acre</td> <td>Medium: 31 - 60 lbs/acre</td> <td>High: &gt;60 lbs/acre</td> </tr> <tr> <td>Piedmont</td> <td>Low: 0 - 60 lbs/acre</td> <td>Medium: 61 - 120 lbs/acre</td> <td>High: &gt;120 lbs/acre</td> </tr> </table>	Coastal Plain	Low: 0 - 30 lbs/acre	Medium: 31 - 60 lbs/acre	High: >60 lbs/acre	Piedmont	Low: 0 - 60 lbs/acre	Medium: 61 - 120 lbs/acre	High: >120 lbs/acre
Coastal Plain	Low: 0 - 30 lbs/acre	Medium: 31 - 60 lbs/acre	High: >60 lbs/acre						
Piedmont	Low: 0 - 60 lbs/acre	Medium: 61 - 120 lbs/acre	High: >120 lbs/acre						

**Fact Sheet:**

\*Apply nitrogen (N) at the rate of 200 to 400 pounds per acre. Apply 75 to 100 pounds of nitrogen per acre when spring growth begins and 75 to 100 pounds of nitrogen per acre after each harvest. With four harvests, 200 pounds of nitrogen per acre should produce 4 to 5 tons of hay per acre and 400 pounds of nitrogen per acre should produce 7 to 8 tons per acre on fields with good grass stands and in years with normal rainfall.

The phosphate ( $P_2O_5$ ) and potash ( $K_2O$ ) recommendations are based on a nitrogen application rate of 200 pounds of nitrogen per acre. If higher nitrogen rates are used increase the rates of phosphate by 10 pounds per acre and potash by 50 pounds per acre for each additional 100 pounds of nitrogen applied.

To reduce the chance of winter injury, split the potash ( $K_2O$ ) application, applying half in the spring and half after the second or third clipping. All of the phosphate may be applied in the spring or at the time the potash is applied.

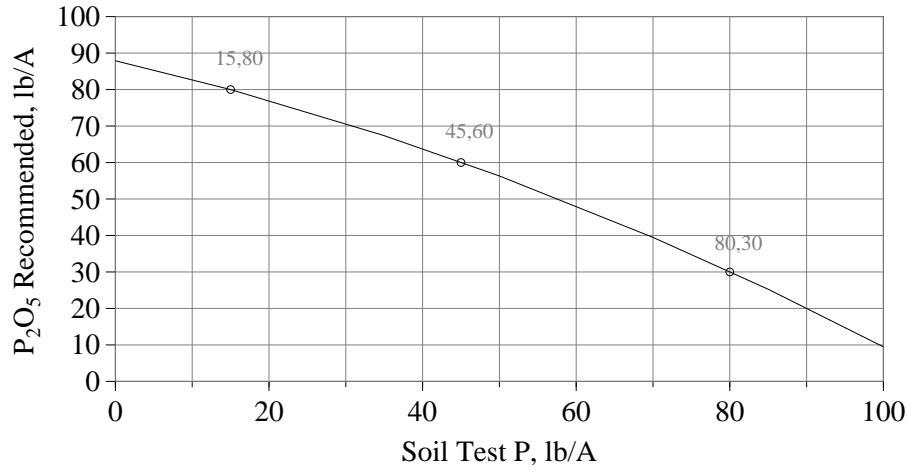
When high amounts of forage are removed, soil test annually to determine the lime and fertilizer requirements. High application rates of nitrogen fertilizer and high nutrient removal will lower the soil pH. Liming may be necessary annually to maintain the proper pH and adequate levels of calcium (Ca) and magnesium (Mg).

### Coastal Bermuda-Hay (Code 037)

B8 - II

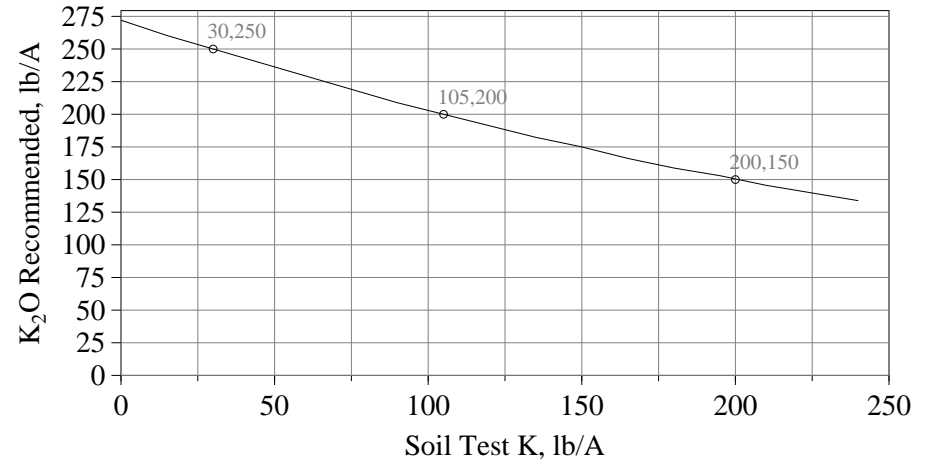
P Recommendations, Coastal Plain

$$P_2O_5 = 88 - 0.491P - 0.00293P^2$$




K Recommendations, Coastal Plain

$$K_2O = 273 - 0.779K + 0.00083K^2$$



P Recommendations, Piedmont

$$P_2O_5 = 89 - 0.924P - 0.00191P^2$$



K Recommendations, Piedmont

$$K_2O = 278 - 0.588K + 0.00044K^2$$

