

Small Grain - Rye for Seed Production or Cover Crop (Code #014)

Soil Test Rating	Potassium			
	Low K	Medium K	High K	Very High K
	Coast: 0-60 lbs/A Pied: 0-100 lbs/A	Coast: 61-150 lbs/A Pied: 101-200 lbs/A	Coast: 151-250 lbs/A Pied: 201-350 lbs/A	Coast: 250+ lbs/A Pied: 350+ lbs/A
Phosphorus	<i>Recommended Pounds N-P₂O₅-K₂O per Acre</i>			
Low P Coast: 0-30 lbs/A Pied: 0-20 lbs/A	*-80-80	*-80-40	*-80-0	*-80-0
Medium P Coast: 31-60 lbs/A Pied: 21-40 lbs/A	*-40-80	*-40-40	*-40-0	*-40-0
High P Coast: 61-100 lbs/A Pied: 41-75 lbs/A	*-0-80	*-0-40	*-0-0	*-0-0
Very High P Coast: 100+ lbs/A Pied: 75+ lbs/A	*-0-80	*-0-40	*-0-0	*-0-0

Coast = Coastal Plain Pied = Piedmont, Mountain, and Limestone Valley

Recommendations:

Recommended pH:	6.0. If the pH is less than 6.0, see Lime Table C.								
Nitrogen:	40-60 pounds nitrogen (N) per acre								
Magnesium:	If soil test Mg level is low and lime is recommended, use dolomitic limestone; if soil test Mg is low and lime is not recommended, apply 25 pounds of Mg/Acre. <table border="1" style="margin-left: 40px;"> <tr> <td>Coastal Plain</td> <td>Low: 0 - 30 lbs/acre</td> <td>Medium: 31 - 60 lbs/acre</td> <td>High: >60 lbs/acre</td> </tr> <tr> <td>Piedmont</td> <td>Low: 0 - 60 lbs/acre</td> <td>Medium: 61 - 120 lbs/acre</td> <td>High: >120 lbs/acre</td> </tr> </table>	Coastal Plain	Low: 0 - 30 lbs/acre	Medium: 31 - 60 lbs/acre	High: >60 lbs/acre	Piedmont	Low: 0 - 60 lbs/acre	Medium: 61 - 120 lbs/acre	High: >120 lbs/acre
Coastal Plain	Low: 0 - 30 lbs/acre	Medium: 31 - 60 lbs/acre	High: >60 lbs/acre						
Piedmont	Low: 0 - 60 lbs/acre	Medium: 61 - 120 lbs/acre	High: >120 lbs/acre						
Other:	See sulfur (S) recommendations below.								

Fact Sheet:

For rye for seed following a legume, apply 40 pounds nitrogen per acre; for rye for seed following cotton, corn, etc., apply 60 pounds nitrogen per acre. If following a legume, no nitrogen need be applied in the Fall. If following a non-legume, apply 20 pounds of the recommended nitrogen per acre in the fall and the remainder in February.

Coastal Plain only:

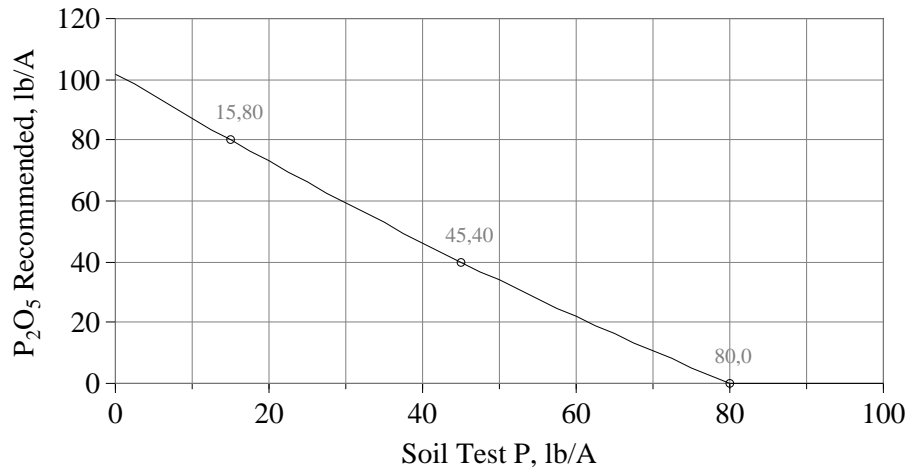
On deep sandy soils, apply 10 pounds of sulfur (S) per acre. The sulfur should be applied when the topdress nitrogen application is made.

Small Grain - Rye for Seed Production or Cover Crop (*Code 014*)

I - 144

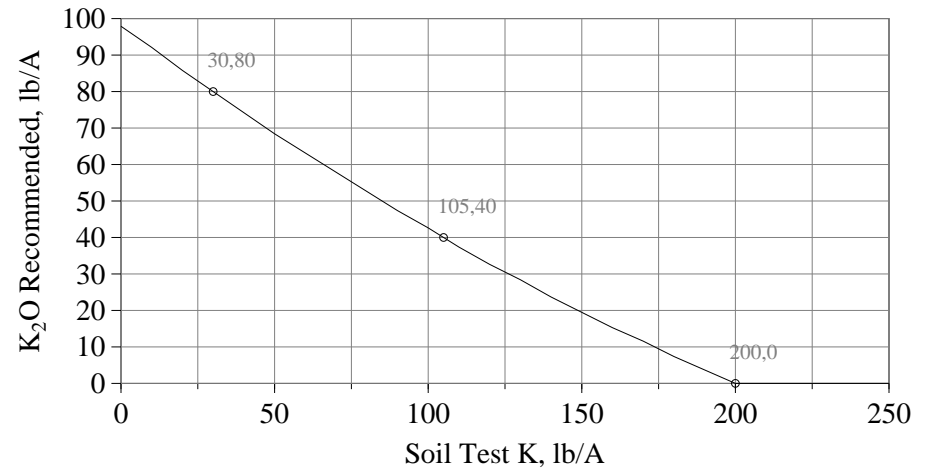
P Recommendations, Coastal Plain

$$P_2O_5 = 102 - 1.509P + 0.00293P^2$$



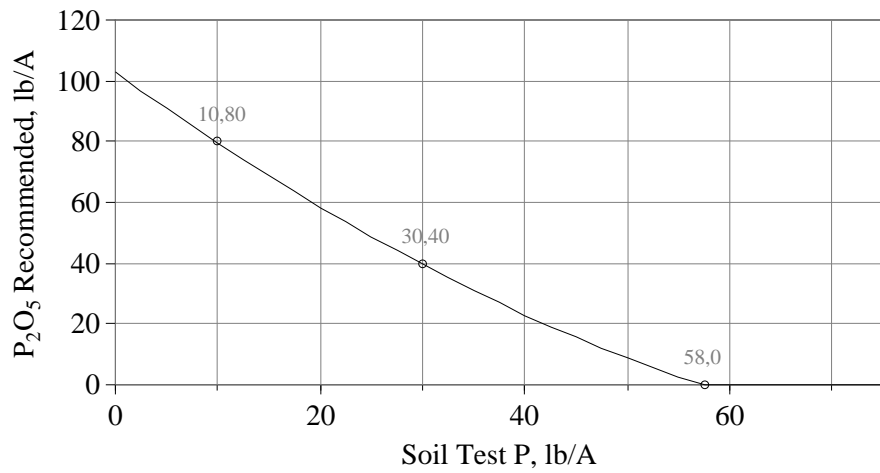
K Recommendations, Coastal Plain

$$K_2O = 98 - 0.622K + 0.00066K^2$$



P Recommendations, Piedmont

$$P_2O_5 = 103 - 2.459P + 0.01148P^2$$



K Recommendations, Piedmont

$$K_2O = 103 - 0.472K + 0.00036K^2$$

