

## Sweet Sorghum (Code #007)

Soil Test Rating	Potassium			
	Low K	Medium K	High K	Very High K
	Coast: 0-60 lbs/A Pied: 0-100 lbs/A	Coast: 61-150 lbs/A Pied: 101-200 lbs/A	Coast: 151-250 lbs/A Pied: 201-350 lbs/A	Coast: 250+ lbs/A Pied: 350+ lbs/A
Phosphorus	<i>Recommended Pounds N-P<sub>2</sub>O<sub>5</sub>-K<sub>2</sub>O per Acre</i>			
<b>Low P</b> Coast: 0-30 lbs/A Pied: 0-20 lbs/A	80-80-80	80-80-60	80-80-30	80-80-0
<b>Medium P</b> Coast: 31-60 lbs/A Pied: 21-40 lbs/A	80-60-80	80-60-60	80-60-30	80-60-0
<b>High P</b> Coast: 61-100 lbs/A Pied: 41-75 lbs/A	80-30-80	80-30-60	80-30-30	80-30-0
<b>Very High P</b> Coast: 100+ lbs/A Pied: 75+ lbs/A	80-0-80	80-0-60	80-0-30	80-0-0

Coast = Coastal Plain    Pied = Piedmont, Mountain, and Limestone Valley

### Recommendations:

Recommended pH:	6.0. If the pH is less than 6.0, see Lime Table C.		
Nitrogen:	80 pounds nitrogen (N) per acre		
Magnesium:	If soil test Mg level is low and lime is recommended, use dolomitic limestone; if soil test Mg is low and lime is not recommended, apply 25 pounds of Mg/Acre.		
	Coastal Plain	Low: 0 - 30 lbs/acre	Medium: 31 - 60 lbs/acre
	Piedmont	Low: 0 - 60 lbs/acre	High: >60 lbs/acre
		Medium: 61 - 120 lbs/acre	High: >120 lbs/acre

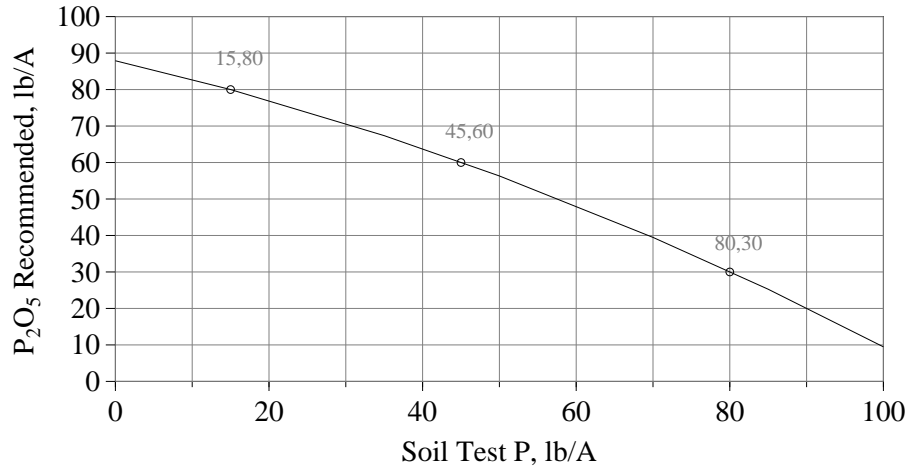
### Fact Sheet:

Split the nitrogen (N) application, applying half prior to or at planting and the remainder before the 6<sup>th</sup> leaf stage.

Sweet Sorghum (Code 007)

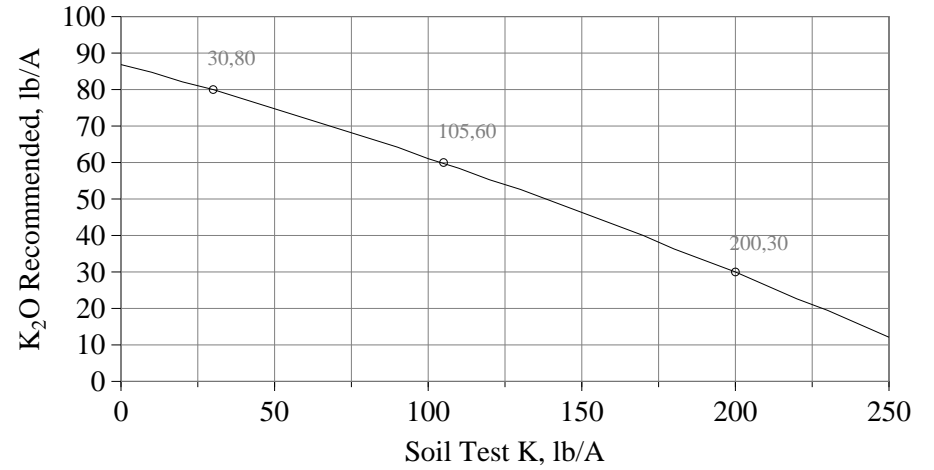
P Recommendations, Coastal Plain

$$P_2O_5 = 88 - 0.491P - 0.00293P^2$$




K Recommendations, Coastal Plain

$$K_2O = 87 - 0.228K - 0.00029K^2$$



P Recommendations, Piedmont

$$P_2O_5 = 89 - 0.924P - 0.00191P^2$$



K Recommendations, Piedmont

$$K_2O = 89 - 0.164K - 0.00018K^2$$

